


MD Living

- Wheaton**—This area is located several miles north of Washington D.C. There have been major developments in recent years and the area contains a large commercial area and residential tract. Wheaton Plaza offers a variety of shopping and in the early 1960's was the fourth largest shopping center in the area. There are 535 acres at Wheaton Regional Park with an abundance of activities from camping and fishing to arts and crafts. The housing types and styles in this area include single-family homes, a few apartment communities, condominiums, and townhouses.



Average Rental Rates:	Eff./Studio \$700 - \$940	1 bdrm. \$895 - \$1200	2 bdrms. \$1080 - \$1435
-----------------------	------------------------------	---------------------------	-----------------------------

Montgomery County Schools: (301) 279-3391

Police Station: (240) 773-5000

Metro Stop: Wheaton

Average Commute: 30 minutes

Georgetown University Law Center

Office of Residence Life
 120 F. Street NW
 Washington, D.C. 20001

phone - (202) 662-9290
 fax - (202) 662-9248



The information contained in this brochure is for informational purposes only. The contents are not the opinion of Georgetown University Law Center or any person associated with GULC. The neighborhoods are not necessarily recommended by the Office of Residence Life or GULC. The University assumes no responsibility for any misrepresentations.

Georgetown University Law Center

Suburban Maryland Neighborhood Information

Office of Residence Life

Tel: (202) 662-9290



Living in Suburban Maryland


Welcome to GULC and to the Washington D.C. metropolitan area. As you pursue your housing search, please take into consideration the following tips:

- * Security of the unit
- * Commuting time and commuting options to GULC. (Metro station closest to GULC is Union Station or Judiciary Square on the red line)
- * Cost of utilities may be additional to rent
- * Check with the local police districts for additional neighborhood information and area crime statistics.

The Office of Residence Life invites you to visit our website for weekly rental listings. Contact information:

Web address: www.law.georgetown.edu
 E-mail: housing@law.georgetown.edu
 Phone: (202) 662-9290

Washington, D.C., the nation's capital, is one of the most culturally abundant cities in America. The Washington metropolitan area is not just one city but consists of a city (Washington, D.C.) and portions of two states (suburban Maryland and northern Virginia).



Neighborhoods of Interest



- **Bethesda/Chevy Chase**— Both communities are located on the northwest border of Washington D.C. Bethesda is one of the oldest and best known suburbs of Washington D.C. and Chevy Chase has lots of residential appeal. There are some apartment complexes and a few strips of townhouses, but most of the area is dedicated to single family homes. The communities offer nature and horseback riding trails, several shopping malls and a variety of specialty shops. The area is also home to NIH (the National Institutes of Health) and the Bethesda Naval Medical Center.


Average Rental Rates:	Eff./Studio \$885 - \$1300	1 bdrm. \$995 - \$1600	2 bdrms. \$1295 - \$2550
Montgomery County Schools:	(301) 279-3391		
Police Station:	(240) 773-5000		
Metro Stop:	Bethesda		
Average Commute:	25 minutes		

- **College Park**—Home to the University of Maryland at College Park, a source of information for the community. This area is full of recreational facilities, parks, and tennis courts. University Park Elementary school produces some of the highest math and reading scores on standardized test in the county. Housing styles vary from rich, stately homes to garden style apartments. Commercial development is not permitted. The residents of this town are determined to maintain the community feel of the neighborhoods in the area.



Average Rental Rates:	Eff./Studio \$695 - \$1000	1 bdrm. \$735 - \$1210	2 bdrms. \$990 - \$1775
Prince Georges County Schools:	(301) 952-6300		
Police Station:	(301) 772-4670		
Metro Stop:	College Park, Cheverly		
Average Commute:	35 minutes		

- **Greenbelt**—Greenbelt offers a planned community with tree-lined streets, sidewalks, walking/biking trails and many recreational opportunities. Greenbelt has a variety of housing styles and types, including single-family homes, condominiums, townhouses, and apartment complexes. This community features the Historic Greenbelt town center, a variety of shopping centers and restaurants. There are innerwalkways and underpasses, common areas and woodlands, and playgrounds.



Average Rental Rates:	Eff./Studio \$685 - \$945	1 bdrm. \$795 - \$1095	2 bdrms. \$930 - \$1710
Prince Georges County Schools:	(301) 952-6300		
Police Station:	(301) 474-7200		
Metro Stop:	Greenbelt		
Average Commute:	30 minutes		

- **Silver Spring**—Silver Spring has been an important D.C. suburb since the early 1900's. It is located at the northern edge of Washington D.C. on the Capital Beltway (I-495). Frequent and efficient public transportation leads to an easy commute into the city. There are mostly older traditional styled single family homes in this area, but in recent years, there have been numerous new developments of apartment complexes, condominiums, and townhouses. The area has grown into a large residential and business center. There are dozens of shopping centers, restaurants and specialty shops in the area to cater to every culture and ethnicity. The metro is conveniently located near several apartment communities.



Average Rental Rates:	Eff./Studio \$695 - \$1275	1 bdrm. \$900 - \$1355	2 bdrms. \$980 - \$1645
Montgomery County Schools:	(301) 279-3391		
Police Station:	(240) 773-5000		
Metro Stop:	Silver Spring		

