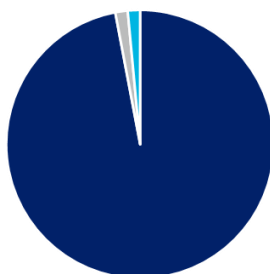


# Georgetown University Law Center

## Employment Statistics for U.S. Trained Tax LL.M. Graduates (as of October 31, 2021)

### Class of 2021

Employed at Graduation



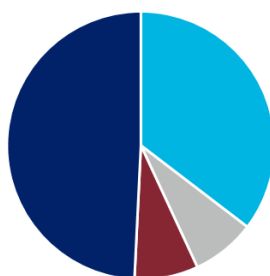
■ Employed / accepted offer ■ Unknown ■ Reported unemployed

### Employed at Graduation<sup>1</sup>

	2021	2020	2019	2018	2017	2016
Employed	97%	90%*	94%	95%	94%	99%
Not Employed/Unidentified	3%	10%	6%	5%	6%	1%

\* This figure includes a small number of students who had originally secured employment and were scheduled to start on or before October 2020, but whose start dates were subsequently postponed due to COVID-19

Employer Type

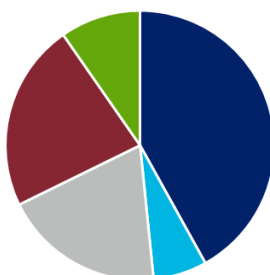


■ Accounting Firm ■ Business and Industry  
■ Government ■ Law Firm

### Employer Type

	2021	2020	2019	2018	2017	2016
Law Firm	49%	25%	24%	34%	36%	31%
Accounting Firm <sup>2</sup>	35%	57%	55%	45%	46%	47%
Government <sup>3</sup>	8%	15%	10%	12%	9%	12%
Business and Industry <sup>4</sup>	8%	3%	9%	9%	9%	10%
Academia <sup>5</sup>	-	-	2%	-	-	/

Employment by Region



■ Mid-Atlantic (DC, MD, VA, DE, WV)  
■ Midwest (IL, MI, MO, OH, WI, IA, IN, KS, ND, NE, SD)  
■ Northeast (NY, MA, PA, NJ, CT, RI, VT, NH, ME)  
■ South (TX, FL, GA, LA, TN, NC, SC, AL, MS, KY, AR, OK, US VI)  
■ West (CA, WA, AZ, CO, NV, OR, UT, AK, ID, MT, NM, WY)

### Employment by Region

	2021	2020	2019	2018	2017	2016
<b>Mid-Atlantic</b> (DC, MD, VA, DE, WV)	42%	53%	44%	39%	58%	58%
<b>Northeast</b> (NY, MA, PA, NJ, CT, RI, VT, NH, ME)	19%	18%	19%	26%	13%	23%
<b>Midwest</b> (IL, MI, MO, OH, WI, IA, IN, KS, ND, NE, SD)	6%	4%	6%	5%	5%	10%
<b>South</b> (TX, FL, GA, LA, TN, NC, SC, AL, MS, KY, AR, OK, US VI)	23%	17%	21%	19%	12%	5%
<b>West</b> (CA, WA, AZ, CO, NV, OR, UT, AK, ID, MT, NM, WY)	10%	7%	10%	8%	10%	4%
<b>International</b>	-	1%	-	3%	2%	-

Percentages provided represent total number of student reporting geographic location

<sup>1</sup> Adopts the definition used for J.D. programs reporting statistics to *U.S. News and World Report*, and includes February, May and October 2021 U.S.-Trained Tax LL.M. Graduates who are employed full-time as of October 2021.

<sup>2</sup> For 2021, 82.6% of students hired by accounting firms are at a Big 4 firm (Deloitte, EY, KPMG, PwC).

<sup>3</sup> Includes clerkships at the U.S. Tax Court and positions at the IRS Office of Chief Counsel and the Department of Justice (Tax Division), among others.

<sup>4</sup> Includes students working for corporations, banks, consulting firms, and tax publications, among others.

<sup>5</sup> Includes faculty and administrative positions as well as graduates pursuing advanced degrees.